







# STORYBOARD WORKSHEET

Names: \_\_\_\_\_

It is helpful to build a **storyboard** to outline what you want to tell your audience.

Outline each part, and then fill it in with text and drawn images that you will eventually turn into something like a Powerpoint presentation, or even a video.

**Storyboard template** FIND MY DOG VIDEO  
Planning the filming of the promotional film

		
<p>Susie goes out to get her dog &amp; sees the dog is gone! Starts to weep.</p>	<p>Her friend Maria shows her the FindMyDog app to look for her dog.</p>	<p>Maria helps her fill out the form</p>
		
<p><del>Susie</del> Susie gets a call when another user finds her dog</p>	<p>Susie is reunited with her dog</p>	<p>Review how easy the app is to use</p>

STORYBOARD WORKSHEET

Names: \_\_\_\_\_


Storyboard for: